



WORKFORCE & CONTINUING EDUCATION



Odessa College Teen Drivers Education Orientation

WELCOME TO ORIENTATION!

Introductions

Classroom Instructors:

- Ed Gonzalez - Morning
- Carmen Toriano - Evening

Vehicle Maintenance and Emergency Roadside Preparedness

- Patricia Dominguez

Driving Instructors:

- James Guyton
- Dwayne Scott
- Romi Scown
- Brian Richards
- Janean Lyons

Additional Points of Contact

Haylea Brizendine: Community Enrichment Training Program Coordinator
Charity Myers: Executive Director for Continuing Education
Continuing Education - 2714 Robertson, Odessa, TX 79764





**WORKFORCE &
CONTINUING EDUCATION**

GDL and State Requirements

Texas State Graduated Driver License Program (GDL)

- ▶ **Implemented January 1, 2002** to help new drivers gradually build skills in lower-risk environments.
- ▶ **All drivers under age 18** are required to participate in the GDL program.
- ▶ **GDL Program Requirements:**
 - ▶ Complete a **Teen Driver Education** course and receive a **Driver Education Certificate (DE-964)**
 - ▶ Obtain and hold a learner's permit in good standing for at least **6 months**, or until the student turns **16** – whichever comes later. So if, at the end of the 6 months, the student is still 15 years old, they must wait until turning 16.
 - ▶ While holding a learner's permit, The student must be accompanied by a licensed adult **21 or older**, who sits in the **front passenger seat** and holds a **valid Texas driver's license**.

Texas Education Agency mandates

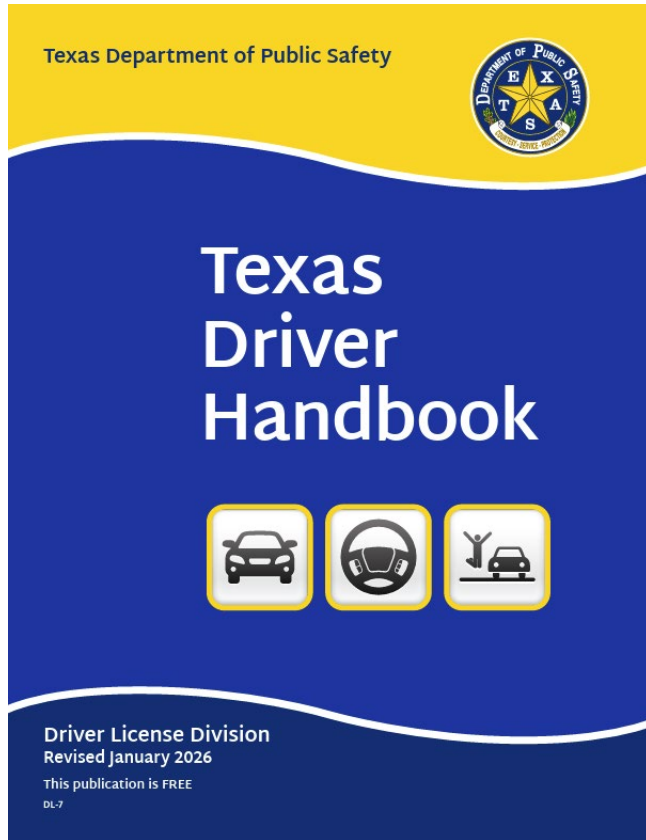
- ▶ 24 hours of classroom instruction (As of Jan. 2026)
- ▶ 14 hours of in-car instruction
- ▶ 2 hours of vehicle maintenance and emergency roadside preparedness instruction



24 hours of classroom instruction

- ▶ Emphasis on safety and driver responsibility, road rage, and drunk driving.
- ▶ Daily reading assignments, quizzes, group discussion, role-play, lectures, and realistic videos of accidents and other driving

Classroom Requirements



- ▶ Students must attend all class sessions.
 - ▶ One absence may be made up on the designated make-up day.
 - ▶ More than one absence may require transferring to the next session (up to 4 days).
 - ▶ Missing more than 4 days results in removal from the class.
- ▶ All classroom activities and the final exam must be completed.
- ▶ Breaks are indoors only; students may not leave the building.
- ▶ Students must follow the code of conduct or risk dismissal.
- ▶ For ADA accommodations, please speak with the instructor. See form in folder

In-Car observation and driving

In-Car observation and driving is in addition to your classroom time.

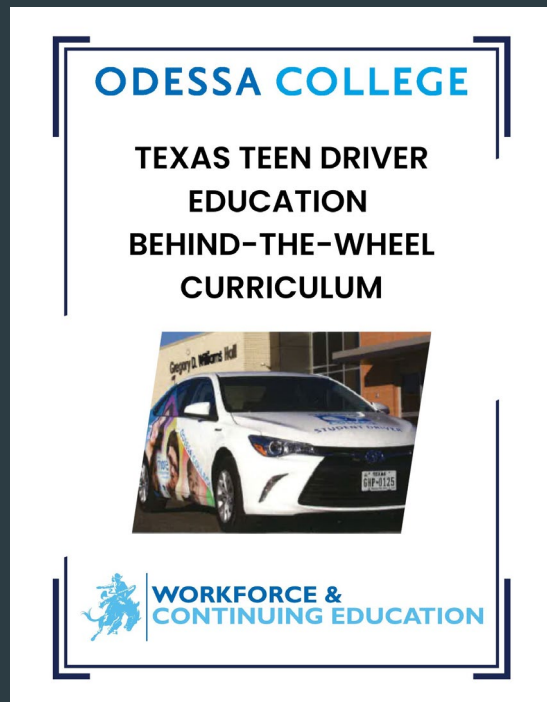
Equal amounts of time is spent driving

- ▶ 7 hours driving
- ▶ 7 hours in-car observation, including:
 - ▶ Off street driving (Parking Lots)
 - ▶ City driving
 - ▶ Rural driving
 - ▶ Additional practice where needed

Driving instruction will take place three days a week unless otherwise notified by your instructor.


For Example: your driving practice might be Monday, Wednesday at 5pm and Saturday at 8am. Or it could be Tuesday, Thursday and Saturday at 10 am.

Your date and times will be discussed and set with your driving instructor



ODESSA COLLEGE

TEXAS TEEN DRIVER
EDUCATION
BEHIND-THE-WHEEL
CURRICULUM



**WORKFORCE &
CONTINUING EDUCATION**



Driving Time Requirements

NOTE: Students must obtain their Learner's Permit by the **10th classroom hour (second week of class)**. Students without a permit may continue classroom instruction; however, any required driving time not completed during the scheduled session will incur an **additional fee of \$30 per hour**.

- ▶ Driving time is done with two or more students at all times unless prior arrangements are made with the instructor and permission is granted by the parent.
- ▶ Students must attend all driving sessions and make prior arrangements with instructor if a day is to be missed as this will affect the driving partner's time as well. Contact your instructor to let them know as soon as you know that you will be out.
- ▶ All driving time must be made up in order for students to meet the required 14 hours to receive a certificate of completion.
- ▶ If a student fails the driving section, does not complete it, or is dropped, there is a fee to retake another 14 hours of driving instruction.
- ▶ No phone or electronic devices are to be used in the vehicle during driving time. It is a mobile classroom and should be treated as such.
- ▶ If Driving Practice is cancelled due to bad weather, you will be notified by the instructor.

Special Partnerships

Sewell Auto Tech

- ▶ Vehicle Maintenance
- ▶ Roadside Safety
- ▶ Instructed by industry professional with over 25 years experience
- ▶ Class size limits so students can get as hands on as possible
- ▶ Curriculum includes checking oil, changing/checking tire pressure, emergency roadside rules

OCPD

- ▶ Drunk Driving simulation: For one session, OCPD and the Odessa College Crime stoppers run a session with students.
- ▶ New addition: recently added, a great opportunity and a fun activity for all students.
- ▶ opportunity to partner with local Drug and Alcohol prevention groups to discuss the dangers of distracted and impaired driving. Pending availability



DO NOT DRIVE WITHOUT A LICENCE

- ▶ A learners permit is not a provisional drivers license
- ▶ If at any point you are pulled over without your license and you do not have a licensed 21 year or older, SOBER driver, you are at risk of losing your eligibility or earning your license.
- ▶ A ticket can result in your learners permit being revoked, and even your license being suspended once you get it (which is a \$100 to get it unsuspended) or even delaying your license eligibility until you are 18
- ▶ THIS MEANS YOU MAY NOT DRIVE TO DRIVERS ED BY YOURSELF.
- ▶ If you are found to be driving by yourself, we are obligated to report you to the OCPD department, confiscate your keys, and call a parent for pick up
- ▶ Do Not Risk It!



Questions?

What we went over:

GDL Requirements
Classroom and Drive Time
Learners Permit Eligibility
Class Additions

Next we will Discuss:

DPS Required Documents
Drivers License Requirements
Class Rules and Campus Policies
DRE Timeline

Please hold these questions until we discuss these portions.

Your Drivers Education Bag and Contents

In your bag, you should have received a class calendar, a pen, an empty composition notebook, a Texas Road Tips pamphlet and an Informational Folder. Please check to make sure you have all of the listed items.

On the Left

- ▶ Class Time Line
- ▶ OC Drivers Ed Program Information Sheet w/ Impact Video Info
- ▶ Drivers Education Timeline
- ▶ Behind the Wheel 30 Hour Log
- ▶ 'What To Bring to DPS' Packet

On the Right

- ▶ Parent/Student Contact Sheet
- ▶ Code of Conduct contract
- ▶ Drivers Ed General Information and Classroom Rules
- ▶ Drivers Ed Enrollment Contract
- ▶ Physicians statement and Texas Driving with Disabilities Packet (for ADA Accommodations)

Please bring your bag, pen and notebook to class everyday.

Learner's Permit



- ▶ State law requires students to complete **6 hours of classroom instruction** before they will be permitted to test for a learner's permit.
 - ▶ As long as the student has not missed any class time, the 6th class hour should occur at the end of class time on the 3rd day of the program (2 hours per class) Permit certificates will be issued at the end of class to take to the DPS office to test for learner's permit.
- ▶ Students must have a learner's permit to drive on city streets. The first 1-2 days students only drive in parking lots to learn the vehicle basics
- ▶ Once issued a learner's permit by the state, you must be **accompanied by a licensed operator 21 years of age or older in the front passenger seat at all times.**

What to bring with you when applying as a Teen Driver for your Learner License

1. Application for an Original Texas Driver License
2. Proof of U.S. Citizenship or Evidence of Lawful Presence
3. Proof of Residency
4. Proof of Identity
5. Provide Social Security Number
6. Proof of Insurance for each vehicle you own
7. Evidence of Texas Vehicle Registration for each vehicle you own (New residents who are surrendering an out-of-state driver license only)
8. Proof of Completion for Driver Education
9. Verification of Enrollment and Attendance in School or its equivalent
10. Issuance Fee - \$17

DPS/INSURANCE	TEXAS DRIVER EDUCATION CERTIFICATE <i>(Type or print legibly in black ink)</i>	CONTROL NO. 2E
FOR LEARNER LICENSE ONLY		
<input type="checkbox"/> Public School	<input type="checkbox"/> Education Service Center	
<input checked="" type="checkbox"/> College/University	<input type="checkbox"/> Duplicate (Original Control # _____)	
<input checked="" type="checkbox"/> Student has completed and passed at least Module One. Completion Date: _____ or		
<input type="checkbox"/> Student has completed entire classroom portion. Completion Date: _____		
<input checked="" type="checkbox"/> Must take Class C Road Rules, Class C Road Sign and vision examinations with the Department of Public Safety		
<input type="checkbox"/> Has passed Class C Road Rules and Class C Road Signs examinations. Grade: Road Rules _____ Road Signs: _____ and Must take the vision examination with the Department of Public Safety		
Name: _____ Last First MI		Date of Birth: _____ <input checked="" type="radio"/> Male <input type="radio"/> Female
<i>I hereby certify that the person indicated has completed and passed at least Module One of Driver Education Driving Laws and Procedures and is enrolled in a driver education course approved by the Texas Department of Licensing and Regulation.</i>		
Signature of Driver Education Instructor (Required) _____	TEA # (Last 4 digits) 068-501	Odessa College Continuing Education Public School, ESC, or College/University
Signature (Optional) _____	<input type="radio"/> Chief School Official <input type="radio"/> ESC Director <input type="radio"/> University Dept. Head	County District Number _____ Date Issued _____
<small>WARNING: Submitting this driver education certificate to the Department of Public Safety without actually completing the course hours indicated or intentional falsification of information is a crime and will be prosecuted.</small>		
<small>The driver education certificate is a government record as defined under Texas Penal Code, §37.01(2). Any misrepresentation by the applicant or person issuing the driver education certificate may result in suspension or revocation of instructor credentials or program approval and/or criminal prosecution.</small>		
UNLAWFUL IF REPRODUCED OR ALTERED – INVALID IF TDLR SEAL IS NOT VISIBLE		
<small>DE-964E (Rev. 9/23/25)</small>		

If you have any questions as to what would be accepted, please see the correlating packet in your folder.

- Valid, unexpired U.S. passport book or U.S. passport card
- U.S. Citizenship Certificate or Certificate of Naturalization (N-550, N-560, N-561, N-570, or N-578)
- U.S. Citizen ID card (Form I-197 or I-179)
- Original or certified copy of a U.S. Department of State issued Consular Report of Birth Abroad (DS-1350, FS-240, or FS-545)
- Valid, unexpired Permanent Resident card (I-551)
- Valid, unexpired U.S. passport book or U.S. passport card stating, 'The Bearer is a U.S. National and not a U.S. Citizen'
- Unexpired employment authorization document (EAD) (I-766)
- Machine Readable Immigrant Visa with temporary I-551 language and an Alien Documentation, Identification and Telecommunications System (ADIT) stamp.



Social Security Number

When applying for a DL or ID card, you must provide your complete Social Security Number (SSN).[‡] The Department will verify the SSN number electronically with the Social Security Administration (SSA). If the SSN cannot be verified electronically, the Department will be unable to process your application.

[‡] According to state and federal law, DPS collects and uses SSN information for identification purposes. This information is released to government agencies only for purposes authorized by the Texas Transportation Code.



Proof of Residency in Texas

When applying for your first Texas driver license (DL) or identification card (ID), you must provide documents to prove you have lived in Texas for at least 30 days. If you are surrendering a valid, unexpired driver license or ID from another state, you must still prove your Texas residency, but the 30-day requirement is waived. Simply provide two documents from the following list that contain the same name and Texas residential/physical address.

- Current deed, mortgage, monthly mortgage statement, mortgage payment booklet or a residential rental/lease agreement
- Current homeowner's or renter's insurance policy, statement or card
- Utility or residential service bill dated within 180 days of the application date. Examples include: electric, water, gas, internet, cable, streaming service, lawn service and cellular telephone bills
- Valid, unexpired registration: Texas voter registration card, motor vehicle registration or title, boat registration or title
- Current automobile insurance policy, statement or card
- Current automobile payment booklet or statement
- Texas high school, college or university report card or transcript for the current school year with pre-printed address
- Preprinted paycheck or payment stub dated within 180 days of the date of application
- Pre-printed W-2, 1099 or 1098 tax form from an employer, government or financial entity for the most recent year
- Mail or printed electronic statement from financial institutions: including checking, savings, investment accounts and credit card statements dated within 180 days of the date of application
- Mail or printed electronic statement from a federal, state, county or city government agency dated within 180 days of the date of application
- Current documents issued by the U.S. military or Veterans Administration indicating residential address
- Selective Service card
- Valid, unexpired concealed handgun license or license to carry
- TDCJ document indicating recent release or parole
- Current Form DS2019 or a document issued by U.S. Citizenship and Immigration Services (non-commercial and ID only)
- Valid, unexpired Texas fishing or hunting license

- Letter of medical Explanation of Benefits or medical bills dated within 180 days of date of application

Both documents may be from the same source if the source is a local government entity or service provider that provides multiple residential services. You cannot show mail that is addressed to you with a forwarding address label or an adhesive address label on the envelope. If you are unable to provide two documents from the list, you may submit a Texas residency affidavit from someone who resides at the same address along with their proper identification and two documents for their proof of residency.

Note: ONLY proof of residency documents may be photocopies. For affidavit requirements, visit us at [Texas Residency Requirement for Driver Licenses and ID Cards](#) | [Department of Public Safety](#) or ask a driver license office employee.



Texas Vehicle Registration and Proof of Insurance

- Proof of insurance for each vehicle you own. (All first-time applicants)
- Evidence of Texas Vehicle Registration for each vehicle you own*. (New residents who are surrendering an out-of-state driver license only.)

*If you do not own a vehicle, you will sign a statement affirming this.



For more information, go online to: www.dps.texas.gov/DriverLicense

Texas Driver License (DL) and Identification Card (ID) Document Requirements

What it takes to Apply for a DL or ID Card



www.dps.texas.gov/DriverLicense



DRIVER LICENSE DIVISION

To empower the citizens of our state with trusted credentials that enable security, mobility, and opportunity.


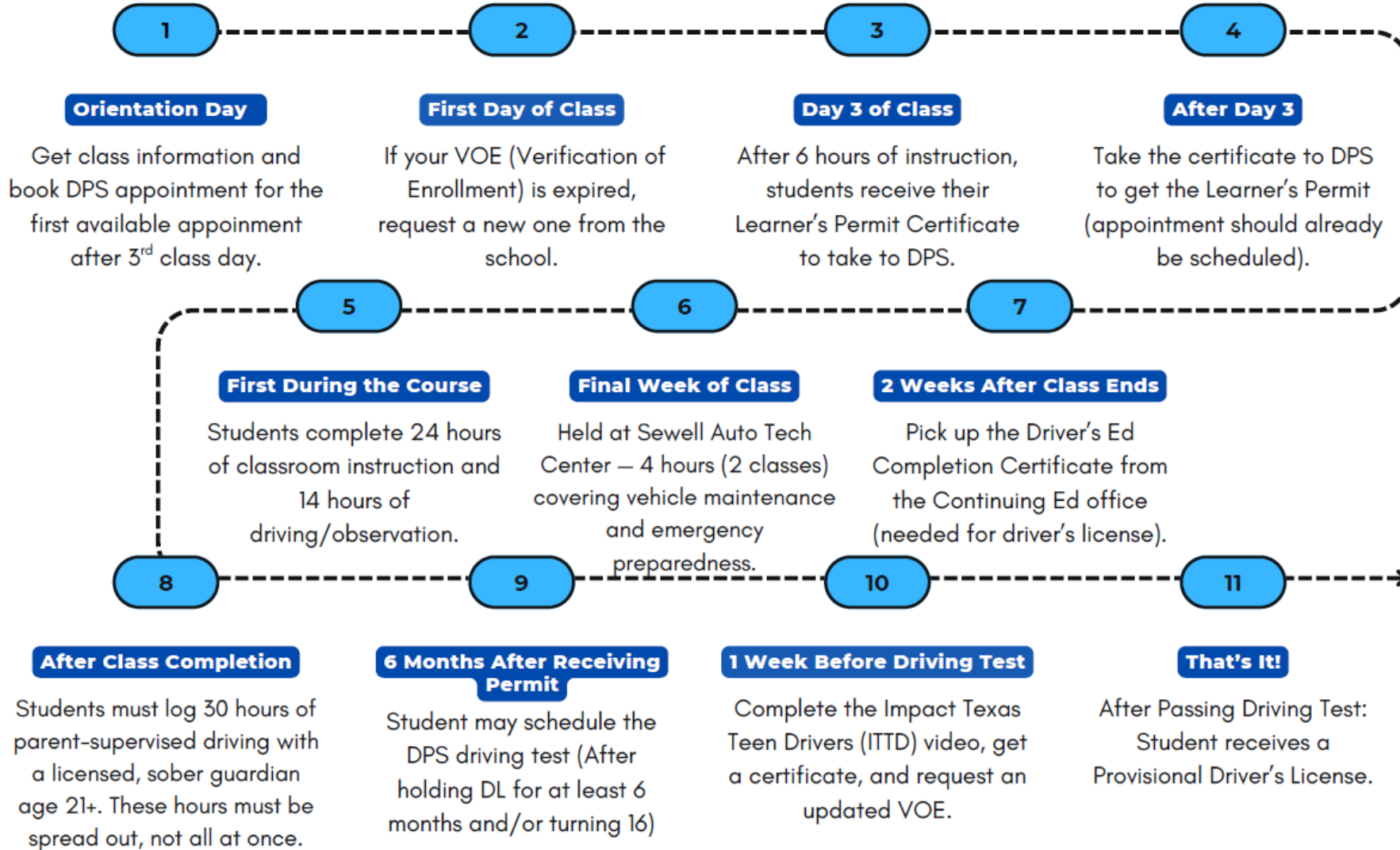
Physicians statement and Texas Driving with Disabilities Packet

If your student needs driving or classroom accommodations please turn in a copy of this form as well as any specialized plans such as an IEP (optional) to both you driving instructors and classroom instructor so we can accommodate any needs necessary.

DPS also provides Accommodations depending on the need with a 10 business day request/notice.

To request an accommodation to access and benefit from TxDMV programs, services and activities, please contact the TxDMV ADA Coordinator as soon as possible but no later than ten (10) business days before the scheduled event (if relevant)

Drivers Education Timeline



30 Hour - Behind the Wheel - Parent Log

Our role is to educate students, build foundational driving skills, and prepare them for safe driving and testing, but continued practice at home is extremely important.

Parents are still responsible for completing the required 30-hour parent-taught driving log outside of class, ensuring that your child is practicing safe driving skills and is prepared for the official Drivers License test.

BEHIND THE WHEEL INSTRUCTION LOG 30 HOURS
Behind-the-Wheel Instruction Guide may be downloaded or printed from www.tdlr.texas.gov/driver

The 30 hours of behind-the-wheel practice must be completed in the presence of an adult who meets the requirements of Section 511.222 (4)(2), Transportation Code before the young driver is eligible for a provisional license. Only one (1) hour of behind-the-wheel instruction per day will count toward the 30 hours regardless of the number of hours the student actually drives in a day.

Student's Name: _____ DL #: _____


Lesson Time	Practice Session	Date	Time (am/pm)	Daytime Hours	Nighttime Hours	Adult's Signature and DL#
2 hours	Getting Ready, Starting, Placing the Vehicle in Motion, and Stopping			1 hour	1 hour	
2 hours	Moving, Stopping, Steering, Knowing Where You Are			1 hour	1 hour	
1 hour	Backing			30 minutes	30 minutes	
4 hours	Turning, Lane Position, and Visual Skills			1 hour	1 hour	
2 hours	Searching Intended Path of Travel			1 hour	1 hour	
1 hour	Parking			30 minutes	30 minutes	
2 hours	Turnabouts			1 hour	1 hour	
4 hours	Multiple Lane Roadways			1 hour	1 hour	
5 hours	City Driving			1 hour	1 hour	
5 hours	Expressway/Freeway Driving			30 minutes	30 minutes	
TOTAL				20 hours minimum	10 hours minimum	

I certify and endorse that the above record is true and correct and my student has completed 30 hours of guided practice which includes at least 10 at night-time.

Parent/Guardian's Signature (if over 18 years of age student's signature) _____ Date _____

When your teenager is eligible for the provisional license take this log, the DMV-964 driver education completion certificate and with the other required documents to the Department of Public Safety. Required documents: (1) Valid Learner's License, Instruction Permit, (2) Verification of Enrollment and Attendance Form, (3) DMV-964 or course completion certificate, (4) 30 Hours Behind-the-Wheel Practice Log, (4) The vehicle used for the Road Test must be able to pass an inspection where everything works properly, have a valid inspection sticker, valid registration sticker, and current insurance; (5) Money to pay for license.

Texas Department of Licensing and Regulation/Texas Department of Public Safety Parent Guide 30 Hours (rev. 09/2015)



**TEXAS 30-HOUR
BEHIND-THE-WHEEL
INSTRUCTION GUIDE**

Texas Department of Licensing and Regulation
www.tdlr.texas.gov

Impact Texas Teen Drivers (ITTD) Program

The Impact Texas Teen Drivers (ITTD) Program was developed by the Department of Public Safety with the goal of saving lives through awareness and education. Its purpose is to inform young and new drivers about the dangers of distracted driving and help reduce the risk of automobile crashes.

The ITTD consists of a 2-hour informational video and quiz, and it is a **required prerequisite** before taking the driving skills examination administered by the Department or a Third-Party Skills Testing (TPST) authorized school. ITTD must be completed *after* receiving your DE-964, which verifies completion of a Teen Driver Education course.



Upon completing the ITTD program, you will receive a **Certificate of Completion**, which must be presented prior to taking the driving skills examination. The certificate is valid for 90 days from the date of issue and must be current on the day of your test.

NOTE:
When registering for Video, you must select High School

When do I receive my Texas Driver Education Certificate from OC?



10 - 20 days after class ends you may collect your certificate from the front desk of the Continuing Education department in Williams Hall. A signature is required for the release of the certificate.



You must pass both the classroom and the driving section to receive your certificate. If you have make up time/ lessons that are not completed, your certificate will not be released until that has been done.



A Parent/ Guardian/ or Student will be required to pick up your certificate in-person at the CE office. Certificates will not be mailed.

Applying for a driver's license

What is required to apply for a provisional license from DPS

- ▶ Hold a learner's permit for at least 6 months and be at least 16 years of age.
 - ▶ Students must keep their permit in good standing for the full 6 months.
 - ▶ If, at the end of the 6 months, the student is still 15 years old, they must wait until turning 16.
- ▶ Completed Verification of Enrollment (VOE) form
 - ▶ Valid for 30 days from the date issued.
- ▶ Original, signed form verifying completion of the Teen Driver Education program at Odessa College: Continuing Education.
- ▶ Impact Texas Teen Drivers (ITTD) certificate of completion. Instructions are included in your folder.
- ▶ 30-hour behind-the-wheel practice log also included in your folder

DPS/INSURANCE	TEXAS DRIVER EDUCATION CERTIFICATE <i>(Type or print legibly in black ink)</i>	CONTROL NO. 2E
FOR DRIVER LICENSE ONLY		
<input type="checkbox"/> Public School	<input type="checkbox"/> Education Service Center	<input type="checkbox"/> Transfer (See details below)
<input checked="" type="checkbox"/> College/University	<input type="checkbox"/> Duplicate (Original Control # _____)	
Name: _____ Last First MI	Date of Birth: _____	<input type="radio"/> Male <input checked="" type="radio"/> Female
Learner License #: _____	Classroom Completion: _____	In-car Completion: _____
<i>I hereby certify that the person indicated has completed and passed both the classroom and the in-car phase of a driver education course approved by the Texas Department of Licensing and Regulation.</i>		
Signature of Driver Education Instructor (Required) _____	TEA # (Last 4 digits) 068-501	Name of Public School, ESC, or College/University Odessa College C.E.
Signature (Optional) <input checked="" type="radio"/> Chief School Official <input type="radio"/> ESC Director <input type="radio"/> University Dept. Head	County District Number _____	Date Issued _____
<input type="checkbox"/> 30 hours behind-the-wheel supervised practice, including at least 10 hours of nighttime practice.		
<i>I hereby certify that the person indicated has completed the additional behind-the-wheel instruction in the presence of an adult who meets the requirements of Section 521.222(d)(2), Transportation Code.</i>		
Signature of Parent/Legal Guardian (if student is a minor) or _____	Signature of Student (if 18 years of age or over) _____	Date _____
WARNING: Submitting this driver education certificate to the Department of Public Safety without actually completing the course hours indicated or intentional falsification of information is a crime and will be prosecuted.		
The driver education certificate is a government record as defined under Texas Penal Code, §37.01(2). Any misrepresentation by the applicant or person issuing the driver education certificate may result in suspension or revocation of instructor credentials or program approval and/or criminal prosecution.		
UNLAWFUL IF REPRODUCED OR ALTERED – INVALID IF TDLR SEAL IS NOT VISIBLE		
<small>DE-964E (Rev. 9/23/25)</small>		



**WORKFORCE &
CONTINUING EDUCATION**

Class Rules and Campus Policies

Dress Code

The dress code policy also applies to weekend drive time with Instructors. If you can't wear it to school, you should not wear it here

- ▶ Tank tops should not be worn.
- ▶ Shirts and pants should cover you up. There will be no cleavage, bra, midriff or underwear showing.
- ▶ No short skirts or shorts.
- ▶ No profanity or drug paraphernalia on jewelry or clothes.
- ▶ No bandanas during class.
- ▶ No hats or beanies covering the face.
- ▶ No excessively baggy shirts or pants.
- ▶ Must have closed shoes while driving. (no flip flops when driving)



Food / Drinks In The Class

- ▶ Students may have snacks and drinks in class; drinks must have lids (twist tops preferred).
- ▶ No sunflower seeds or gum allowed.
- ▶ Students must clean up after themselves.
- ▶ Vending machines are available during breaks.

Student Safety

- ▶ Students should remain inside while waiting for parent pick-up. Once outside, they cannot re-enter unless a staff member opens the door.
- ▶ Parents can safely approach and pick up students when visible from the windows.
- ▶ Please arrive on time for pick-up. If you are delayed due to an emergency, contact the Continuing Education Office as soon as possible. Phone or email.

Cell Phone Policy



Cell phones and electronic devices are NOT aloud during class hours or driving practice. Devices must be turned off and secured.



1st offense: Device taken by instructor and returned at the end of class.



2nd offense: Device taken and returned ONLY to a parent at the end of class.



3rd offense: Student will be dismissed from the class and be marked absent for the day

⊘ Drug, Alcohol & Tobacco Policy

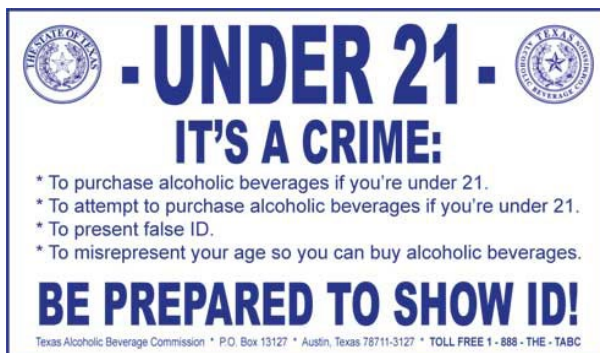


State Law

- ▶ Under Texas law, individuals must be 21 years of age or older to legally purchase, possess, or consume alcoholic beverages
- ▶ Under Texas law, individuals must be 21 years of age or older to purchase, possess, or use tobacco products, including e-cigarettes.
- ▶ Under Texas law, the possession, use, or sale of marijuana or THC products in any form remains illegal and is subject to criminal penalties.



- ▶ If caught on campus, you will be removed from the DRE course, will not be able to take it again and will lose the \$500 fee your parents paid, delaying your Drivers License further.
- ▶ NOTE: Even if you do not feel drunk, high, or impaired, operating a vehicle under the influence of any substance is considered Driving Under the Influence (DUI) and may result in fines, jail time, and other penalties.



★ Contact Us

Haylea Brizendine

Community Enrichment Training and Teen Drivers Education
Program Coordinator

432-335-6464 - hbrizendine@odessa.edu

Continuing Education

2714 Robertson, Odessa, TX 79764

432-335-6549 - conted@odessa.edu

Texas DPS Office Website: dps.texas.gov
For any additional or missing documentation needs



If you have not set your appointment to Apply for a Texas Permit
Scan the QR Code below and follow the instructions.

You will need to have students

First Name

Last Name

Date of Birth

Last four of SSN

Select

NEW APPOINTMENT then

Apply for the first time Texas DL/Permit and complete the steps.

Please select ON or AFTER the 4th day of class



Please Scan
the QR Code
to book your
DPS
Appointment!

NOTE: You do not have to book your appointment in Ector county. Feel free to utilize other DPS offices in Texas. i.e., Andrews, Seminole, Crane, Lamesa, Lubbock, Monahans, Pecos, Fort Stockton

Thank you for your time and attention!
Please stay seated as we will now break
into small groups by Driving Instructor.

Your Driving Instructor will need a just a few minutes of
your time to go over scheduling and policies, as well as
other important information you will need.

After that time, you are free to go.

**Thank You For Your Attendance and Choosing
Odessa College!**

Follow Us on Socials to stay up to date
with new program offerings!



OCContinuingEducation



Odessa College
Continuing Education



WORKFORCE &
CONTINUING EDUCATION