



Course Syllabus

NOTE: This syllabus is subject to change during the semester. Please check this syllabus on a regular basis for any updates.

Department : Nursing- Vocational

Course Title : Applied Nursing Skills I

Section Name : A9

Start Date : 08/27/2012

End Date : 12/14/2012

Modality : WEB-ENHANCED

Credits : 5

Instructor Information

Name : Christina Chavez

OC Email : cchavez@odessa.edu

OC Phone # : 432-524-4022

Course Description

VNSG 1502 Applied Nursing Skills I (51.1613) (4-5)
5 hours

Introduction to and application of primary nursing skills. Emphasis on utilization of the nursing process and related scientific principles. The student will describe the underlying principles of selected nursing skills and their relationship to client health status; demonstrate satisfactory performance of selected nursing skills utilizing principles of safety; and identify the nursing process used to solve basic client care problems across the life span utilizing appropriate medical terminology. Historical aspects of nursing are examined along with legal implications pertinent to the profession. Communication skills and individual accountability are emphasized. Lab fee required.

Prerequisite: Program Admission.

Co requisites: VNSG 1260, VNSG 1327, VNSG 1500, and VNSG 1505.

Scans [1](#), [2](#), [3](#), [4](#), [5](#), [6](#), [7](#), [8](#), [9](#), [10](#), [11](#)

Course Objectives

Upon successful completion of this course students will be able to:

- Identify the components of the nursing process, their importance and application throughout nursing practice.
- Explain principles of homeostasis and its effect on health and illness.
- Distinguish between cultural and ethnic beliefs and describe their impact on nursing care and the nurse–client relationship.
- Describe the significance of client teaching throughout nursing practice.
- Demonstrate understanding of the laws and ethics of nursing and the importance of accurate, concise recording and reporting.
- Demonstrate mastery of physical assessment and measurement of vital signs.
- Identify the impact of nutrition and fluid/chemical balance on the well-being of clients.
- Display mastery of the principles of asepsis and infection control, explaining their significance within nursing.
- Consistently portray understanding of the principles of correct body mechanics and safety.
- Explain concepts of effective pain management and their significance within effective nursing care.
- Define perioperative care, its components and impact on clients involved.
- Identify guiding principles of proper medication administration, including appropriate routes.
- Identify urinary and bowel elimination processes and possible alterations due to illness, disease and aging.
- Explain principles of therapeutic exercise and the use of ambulatory aids and/or mechanical immobilization within the restorative process.
- Describe oxygenation and its effects on airway management, including resuscitation.
- Explain end-of-life care and its role in nursing.

Method of Presentation:

Lecture, demonstrations, laboratory practice, reading assignments, video, and outside projects and assignments.

Professional Behavior:

Professional behavior is absolutely essential both while in the classroom and the clinical setting as well as after graduation. Professional behavior expectations are clearly stated in the student handbook. If a faculty member observes consistent failure to demonstrate acceptable professional behavior by a student, the faculty will implement the process for counseling the student. Failure to respond appropriately to counseling regarding professional behavior will result in dismissal from the program.

Attendance:

Regular attendance at lecture and lab is essential and required for compliance with Board of Nursing Program requirements. Non-attendance on the part of a student may directly impact the course grade and may ultimately lead to dismissal from the program.

A student should attend all lecture and laboratory sessions. Missed lecture time will require the completion of assigned missed work beginning when student has missed 1 hour of class time. Work assigned will correspond to amount of class time missed. Habitual or patterned absenteeism in lecture or lab will not be tolerated. As soon as the problem is identified, the student will be required to meet with the faculty to determine a course of action. If the problem is not corrected, the student will be subject to dismissal from the program.

Absences in laboratory sessions are particularly problematic in that the student loses the opportunity to witness the demonstration or practice the skill being taught. Students will be penalized for missing any major lab session. Arrangements will need to be made to coordinate with the faculty schedule.

All absences must be reported to the appropriate faculty member prior to the start of class. If the faculty member cannot be reached directly, a voice mail message may be left on the school phone. Failure to notify the faculty prior to an absence will affect the student course completion efforts.

Required Readings/Materials

You must purchase the following *required* reading/ materials:

1. Fundamental Nursing Skills and Concepts, 10th Edition; Philadelphia: Lippincott Williams & Wilkins. Timby, B. K. (2013).
 2. Medical-Surgical Nursing Concepts & Practice, 2nd Edition; deWit, Susan C. and Kumagai, Candice K.; Elsevier, Saunders. (2013).
 3. Calculation of "Drug Dosages A Work Text, 9th Edition; Ogden, Sheila J. and Fluharty, Linda K; Elsevier Mosby. (2012).
 4. Williams' Basis Nutrition and Diet Therapy; 13 Edition; Nix, Staci; Mosby, Elsevier; 2009.
 5. Introduction to Clinical Pharmacology, 7th Edition; Edmunds, Marilyn Winterton, Elsevier Mosby. (2013).
-

Course Requirements (Lectures, Assignments and Assessments)

Acceptance of Late Assignments:

Projects or outside assignments are due at the beginning of class on the assigned due date. Missing or late assignments will not be accepted.

Missing an Exam:


Exams are defined as formally scheduled examinations covering a major portion of the course content and make up 70 percent of the overall grade for a course. Every effort should be made by the student to be present for all exams. If it is necessary for a student to miss an exam, the instructor must be notified and the exam must be taken on the next class day the student is present. 10 points will be taken off of the grade as a penalty for taking the examination late. The instructor has the option to give the same exam or to make up another examination over the same content. If the exam is not made up within the first class day an additional 10 points will be taken off for each day the exam is not taken (including Saturday and Sunday).

Quizzes:




Daily work will include quizzes. If the student misses a quiz due to being absent, the student will not have the option to make-up the quiz. Zeros will be recorded and averaged in the final grade.

Summary of Assignment and Activities

August 2012

Sunday	Monday	Tuesday	Wednesday	Thursday	Friday	Saturday
			1	2	3	4
5	6	7	8	9	10	11
12	13	14	15	16	17	18
19	20	21	22	23	24	25
26	27	28	29	30	31	
	 Welcome Orientation Introductions Rosters Bio sheets Student Handbook	Physical Forms Gloria Hearne 0900 Elsevier Orientation 1030-1200 Student Guidelines 1300 ATI, Blackboard Assign motivation posters	Student Success Center 0830 Back ground checks Scrubs & Duds 1000 1300 Hospital DS	Skills Unit 1:1,2 0830-1000 PRMC Physicals 1300-?	Skills Unit 1:1,2 0830-1000 Micro. Unit 1	


September 2012

Sunday	Monday	Tuesday	Wednesday	Thursday	Friday	Saturday
						1
2	 3 OC Holiday Labor Day	4 Skills Unit 1; Exam Skills Unit 2: 3 Micro Unit 1	5 Skills Unit 2: 3,4 Micro Unit 1	6 Skills Unit 2: 5, 6 Micro Unit 1 Exam	7 Skills Unit 2: Exam Skills Essay Due Micro Unit 2	8
9	10 Skills Unit 3: 10,17,22,18 Micro Unit 2	11 Skills Unit 3: 10,17,22,18 Micro Unit 2	12 Skills Unit 3: 10,17,22,18 Micro Unit 2	13 Skills Unit 3: 10,17,22,18 Skills Lab Practice: hand washing, sterile gloves, Bed bath, bed making	14 Micro Unit 2: Exam Skills Lab practice hand washing, Sterile Gloves, Bed bath, bed making	15
16	17 Skills Unit 3: Exam 0830-0945 Skill Lab: Hand washing, Sterile glove Check off	18 Skills Unit 4: 7,8,9 Micro Unit 3	19 Skills Unit 4: 7,8,9 Micro Unit 3	20 Skill Unit 4: 7,8,9 Micro Unit 3	21 Skills Unit 4: Exam Skills Unit 5: 11,12,13,14 Micro Unit 3	22
23	24 Skills Unit 5: 11,12,13,14 Micro Unit 3 Exam Micro Projects Presentation	25 	26	27 Skills Unit 5: 11,12,13,14 Skills Lab Practice: Vital signs, Assessments	28 Skills Unit 5: Exam Skills Lab Check off: Vital signs, Assessments	29 
30						

October 2012

Sunday	Monday	Tuesday	Wednesday	Thursday	Friday	Saturday
	1 Skills Unit 6: 15,16,19 Med Admin Unit 1	2 Skills Unit 6: 15,16,19 Skills Lab Practice: intake & output Med. Admin Unit 1	3 Clinical Orientation Andrews/Seminole	4 Skills Lab Check Off: Bed baths/Bed making, I & O	5 Skills Unit 6: Exam Skills Unit 7: 20,23,24,25,26	6
7	8 Skills Unit 7: 20,23,24,25,26 Med Admin Unit 1: Exam	9 Skills Unit 7: 20,23,24,25,26 Med Admin Unit 2	10 Clinical Day	11 Clinical Day	12 Med Admin Unit 2 Skills Unit 7: 20,23,24,25,26	13
14	15 Skills Unit 7: Exam Skills Unit 8: 32,33,34	16 Med Admin Unit 2: Exam Med Admin Unit 3 Skills Unit 8: 32,33,34	17 Clinical Day	18 Clinical Day	19 Med Admin Unit 3 Skill Unit 8: 32,33,34 Skills Lab practice: injections	20
21	22 Skills Unit 8: 32,33,34 Med Admin Unit 3 Skills Lab practice: injections	23 Skills Unit 8: Exam Med Admin Unit 3 Exam Skills Lab Check Off: Injections	24 Clinical Day TAVNE	25 Clinical Day TAVNE	26 Skills Lab Practice: Med. Admin. TAVNE	27
28	29 Skills Unit 9: 28-31 Skills Lab practice: wound care, PPE, TED hose Med Admin Unit 4	30 Skills Unit 9: 28-31 Skills Lab Check Off: wound care, PPE, TED hose Med Admin Unit 4	31 Clinical Day			

November 2012

Sunday	Monday	Tuesday	Wednesday	Thursday	Friday	Saturday
				1 Clinical Day	2 Skills Unit 9: 28-31 Skills Lab Practice: NG Tube	3
4	5 Med Admin Unit 4 Exam Skills Unit 9: 28-31 Skills Lab Check Off: NGT	6 Skills Unit 9: 28-31 Skills Lab Practice: Foley Cath, Enema, ostomy care	7 Clinical Day	8 Clinical Day	9 Skills Unit 9: Exam Skills Lab Check Off: Foley Cath	10
11	12 Med Admin Unit 5	13 Med Admin Unit 5	14 Clinical Day	15 Clinical Day	16 Med Admin Unit 5	17
18	19 Med Admin Unit 5 Exam	20 Fall Med Admin Competency 1	21	22	23	24
						
25	26 Skills Unit 10: 21,36,37,38 Issue ATI Practice exam codes	27 Skills Unit 10: 21,36,37,38 Fall Math Comp. 2	28 Clinical Day	29 Clinical Day	30 Skills Unit 10: 21,36,37,38 Skills Lab: O2 Demo	

December 2012

Sunday	Monday	Tuesday	Wednesday	Thursday	Friday	Saturday
						1
2	3 Skills Unit 10: Exam	4 Fall Math Comp 3	5 Skills Final Review	6 Skills Final Review	7 ATI Fundamentals Proctored	8

					Exam Med Admin Final Review	
9	10 Med Admin Final	11 Skills Final	12	13 ATI Remediation Due	14 Last day of Fall Semester	15
16	17	18	19	20	21	22
23	24	25  <i>Merry Christmas!</i>	26	27	28	29
30	31					

Grading Policy

1. A minimum grade of C is required in all nursing and allied health courses. Each component within a course must be completed with a C or above or the student will receive a failing grade. A student who fails to attain 75% on a unit examination must provide documentation of remediation by an approved tutor or student mentor. Arrangements must be made in conjunction with an instructor in the program.
2. A minimum grade of C must be maintained in the clinical area. This grade will be derived from the averages on nursing care plans, case studies, and all other written clinical assignments. Written work will be factored into the clinical nursing grade which is either 'Pass' or 'Fail.'
3. Any grade below 75% will be considered failing.
4. A report of grades will be distributed to each student at the completion of each semester.

A = 90 to 100 B = 80 to 89 C = 75 to 79 D = 60 to 74 F = Below 60

Exams & Essays..... 65%
Daily Work25%
ATI Proctored exams..... 10%

The Odessa College Student Success Coaches will help you stay focused and on track to complete your educational goals. If an instructor sees that you might need additional help or success coaching, he or she may submit a Retention Alert or a Starfish Alert. A student Success Coach will contact you to work toward a solution.

Special Needs

Odessa College complies with Section 504 of the Vocational Rehabilitation Act of 1973 and the Americans with Disabilities Act of 1990. If you have any special needs or issues pertaining to your access to and participation in this or any other class at Odessa College, please feel free to contact me to discuss your concerns. You may also call the Office of Disability services at 432-335-6861 to request assistance and accommodations.

Learning Resource Center (Library)

The Library, known as the [Learning Resources Center](#), provides research assistance via the [LRC's catalog \(print books, videos, e-books\)](#) and [databases \(journal and magazine articles\)](#). [Research guides](#) covering specific subject areas, [tutorials](#), and the "[Ask a Librarian](#)" service provide additional help.

Student E-mail

Please access your [Odessa College Student E-mail](#), by following the link to either set up or update your account: <http://www.odessa.edu/gmail/>. **All assignments or correspondence will be submitted using your Odessa College email.**

Student Portal

Please access your [Odessa College Student E-mail](#), by following the link to either set up or update your account: <http://www.odessa.edu/gmail/>. **All assignments or correspondence will be submitted using your Odessa College email.**

Technical Support

For Blackboard username and password help and for help accessing your online course availability and student email account contact the Student Success Center at 432-335-6878 or online at https://www.odessa.edu/dept/ssc/helpdesk_form.htm.

Important School Policies

For information regarding student support services, academic dishonesty, disciplinary actions, special accommodations, or students' and instructors' right to academic freedom can be found in the [Odessa College Student Handbook](#).